


The Silver Moon® Spelling Rules Curriculum Progression of Skills

Silver Moon(R) introduces spelling rules and reading concepts in the following order. Use our screeners to determine if students have the foundational skills* necessary to begin Silver Moon lessons.

Silver Moon Kit 1	Part 1/Lessons 1- 6	Concepts Introduced
 <p>The image shows the Silver Moon Spelling Rules Set 1 book and several lesson cards. The book cover features a blue background with a moon and the text 'Bring spelling to life with charming characters, witty images, and logical rules.' The lesson cards include 'Queen Quail', 'Sick Elk', and 'Gentle Graffe'.</p>	<p>One syllable words with closed syllables</p>	<p>Introduce syllable concept and closed syllable pattern. Use our resources/tutorials. (syllable division rules not needed yet)</p>
	<p>Lesson 1, Queen Quail Spelling Rule</p>	<p>Introduce 2 letter blends & segmenting sounds qu = /kw/</p>
	<p>Lesson 2, Sam Loves Fried Zucchini Rule</p>	<p>Double Consonants -ff, -ll, -ss, -zz</p>
	<p>Lesson 3, Sick Elk Rule</p>	<p>c/k at the beginning, soft c (c = /s/), Look out vowels e,i,y</p>
	<p>Lesson 4, Cubs Can Drink Cola & Kind Ken was Stinky Rule</p>	<p>Introduce digraph concept and digraph blends, -ck/-k at the end</p>
	<p>Lesson 5, Munch a Batch of Cookies Rule</p>	<p>ch/tch</p>
	<p>Lesson 6, Rex in a Box Rule</p>	<p>X = /ks/</p>
	<p>Part 2/Lessons 7 - 17</p>	<p>Concepts Introduced</p>
<p>Two syllable words with closed and open syllables</p>	<p>Introduce open syllable pattern. Teach syllable division rules 1 and 2 as seen on the student syllable division guide.</p>	

The Silver Moon® Spelling Rules Curriculum

Progression of Skills

Silver Moon Kit 1 (Continued)



Lesson 7, Perfect Pact Rule

/kt/ = ct
Indicates Latin word origin

Lesson 8, Emu on the Menu Rule

Long U has two sounds, /oo/ and /u/

Lesson 9, Extra Exam Rule

Ex can be pronounced two ways, /eks/ or /egz/
Hard sound for a single s = /z/

Lesson 10, Lazy Fly Rule

Y as a vowel, y = /e/ or /i/
i is never at the end of English words

Lesson 11, Magic Trick

/ick/ at the end = ic in multisyllable words

Lesson 12, Secret Cricket has Spoken

Spelling /k/ in the middle of multi-syllable words

Lesson 13, Taffy Apple

Doubling rule for the middle of multisyllable words

Lesson 14, All Bald

When to use all vs. al
all and al = /ol/

Lesson 15, Gentle Giraffe Loves Gym

Soft g (g = /j/)
Look out vowels e,i,y



Lesson 16, Huge Hedgehog

English words don't end in J
dge/ge = /j/


Lesson 17, Walrus Express

Introduce accenting.
Doubling rule for the end of multisyllable words

The Silver Moon® Spelling Rules Curriculum Progression of Skills


Silver Moon Kit 1 (Continued)	Part 3/Lessons 18 - 21	Concepts Introduced
	3 syllable words with closed and open syllables containing schwa	Teach syllable division rules 1 and 2 as seen on the student syllable division guide - up to 3 syllables.
	Lesson 18, Family Cinema	1st schwa pattern (middle, open i's and e's)
	Lesson 19, Bacon Salad	2nd schwa pattern (end, closed o's and a's)
	Lesson 20, Travel by Camel	3rd schwa pattern (end, vowel + l)
	Lesson 21, Majestic America	4th schwa pattern (open a's anywhere)
Silver Moon Kit 2	Part 1/Lessons 1 - 5	Concepts Introduced
	Fifteen spelling patterns for unit syllables	Introduce unit syllable pattern and division rules
	Lesson 1, Units of sound	ang, ing, ong, ung
	Lesson 2, Units of sound	ank, ink, onk, unk
	Lesson 3, Units of sound	all, oll
	Lesson 4, Units of sound	old, olt, ost
	Lesson 5, Units of sound	ild, ind

The Silver Moon® Spelling Rules Curriculum Progression of Skills


Silver Moon Kit 2 (continued)	Part 2/Lessons 6 - 12	Concepts Introduced
	Seven reason for silent e syllables	Introduce silent e syllable pattern and syllable division rules for silent e.
	Lesson 6, Prize Pike	Silent e makes a vowel long (VCE pattern)
	Lesson 7, Huge Hedgehog is Pudgy	Introduce concept - other reasons for silent e. /j/ at the end = ge, dge /jee/ at the end = /gy/ (J can't be at the end.)
	Lesson 8, Live to Drive	/v/ at the end = ve (V can't be at the end)
	Lesson 9, Rose Nose	/z/ at the end = se after a long vowel.
	Lesson 10, Mice on Ice	/s/ at the end = ce (e,i,y look out vowel)
	Lesson 11, Paddle Beetle	Introduce consonant + le syllable pattern and division rules. (C+LE pattern)
	Lesson 12, Sparkle Icicle	kle, cle, ckle
	Part 3/Lessons 13 - 14	Concepts Introduced
	Eight units of sound with silent e	Introduce units of sound that contain silent e.
Lesson 13, Picture my Favorite Cottage	ture = /cher/, ite = /it/, ate = /it/, age = /ij/	
Lesson 14, Imagine a Massive Chocolate Palace	ine = /in/, ive = /iv/, ate = /it/, ace = /is/, ice = /is/	

The Silver Moon® Spelling Rules Curriculum

Progression of Skills

Silver Moon Kit 3	Part 1/Lessons 1 - 5	Concepts Introduced
	Five vowel team spelling rules & Five mini lessons for enrichment	Introduce vowel team syllable pattern, division rules, and spelling choices chart.
	Lesson 1, Sail All Day Optional Mini Lesson	ai, ay ei, eigh
	Lesson 2, See a Weird Monkey Optional Mini Lesson	ee, ey ei continued
	Lesson 3, Bright Tie in July Optional Mini Lesson	igh, ie Medial Y (Greek word origin)
	Lesson 4, Toad will Moe & Hoe Optional Mini Lesson	oa, ow, oe oi, oy
	Lesson 5, Blue Newt Optional Mini Lesson	ue, ew vowel team vs. suffix
	Part 2/Lessons 6-10	Concepts Introduced
	Five bossy R & W spelling rules	Introduce Bossy R syllable pattern and division rules.
	Lesson 6, Her Car Horn Optional Mini Lesson	er, ar ,or er - suffix vs base
	Lesson 7, Birds Soar Optional Mini Lesson	ir, oar Homophones

The Silver Moon® Spelling Rules Curriculum Progression of Skills

 <p>Silver Moon Kit 3 (continued)</p>	Lesson 8, Purple Deer Hair Optional Mini Lesson	ur, eer, air 3 sounds for ear = /eer/, /air/, /er/
	Lesson 9, Warning: Worms Quarrel Optional Mini Lesson	Introduce Bossy W Concept. war, wor, quar ward = /werd/, ard = /erd/
	Lesson 10, Wasp on a Quad Optional Mini Lesson	wa = /wo/, qua = /kwo/ Bossy w or not?
	Part 3: Bossy R & Silent E together	Concepts Introduced
	Lesson 11, Bossy R & Silent E Optional Mini Lesson	vowel + r + e patterns sure = /sher/ or /zher/

***Silver Moon® is not a graded leveled curriculum. Silver Moon is supplemental, and can be used with most students ages 6 and older during ELA, reading, spelling, RTI, enrichment, or special education minutes. Students should know the majority of most common letter/sound correspondences to begin the program successfully. This includes the following.**

Most common consonant sounds: b = /b/, c = /k/, d = /d/, f = /f/, g = /g/, h = /h/, j = /j/, k = /k/, l = /l/, m = /m/, n = /n/, p = /p/, r = /r/, s = /s/, t = /t/, v = /v/, w = /w/, y = /y/, z = /z/ (x, qu, and alternate sounds will be explicitly taught and are not included here.)

Vowels: a = /a/, e = /e/, i = /i/, o = /o/, u = /u/ (short sounds only)